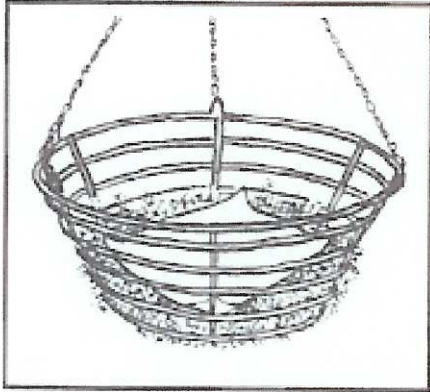
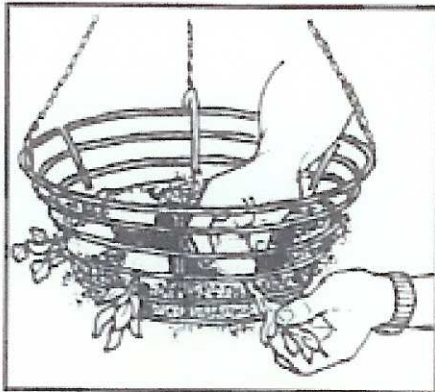


## Hanging Basket planting instructions

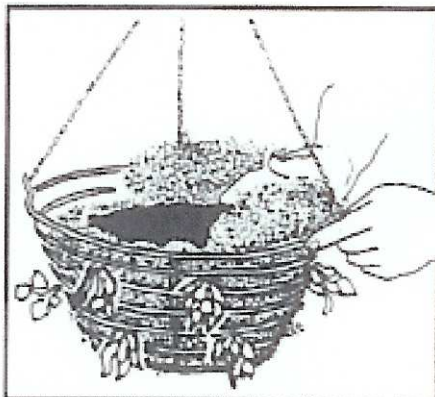
You will need an empty hanging basket, plants, moss, compost, 7"x7" piece of polythene feed pellets, 'Rain mat' or water retaining granules.



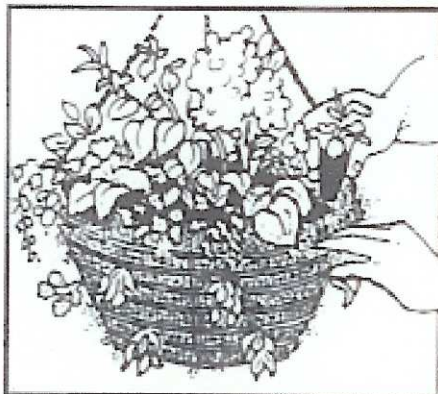
1. Line bottom of basket with moss. Place polythene over moss (this helps compost retain water). Put in three handfuls of compost



2. Take plants and space evenly around basket, thread leaves carefully through the wires from the inside. cover roots with compost.



3. line the basket halfway with moss and fill up level with compost. Add 'Rain mat' and feed pellets if required. Repeat step (2) then continue to line with moss to the top.



4. Group tall plants in the centre. Space trailing plants around the edge. Fill in gaps with remaining plants and compost. Soak with plenty of water.

*Water and feed regularly with Miracle-gro*